

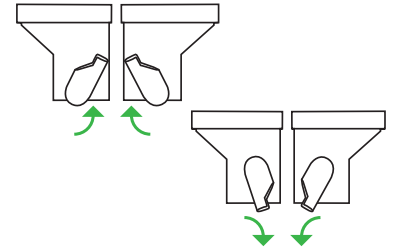
CX TOUCH

DAILY MAINTENANCE



- 1 Rotate cocoa nozzle up and remove hopper from the machine, Remove lid and refill with CX approved Premium Dark Cocoa powder (**do not pack**). Replace lid and replace hopper in the machine.

Repeat process for milk hopper using approved Non-Fat Milk powder, and **rotate both nozzles down back into position.**



- 2 Empty pod waste disposal bin into BioBag compost bin.



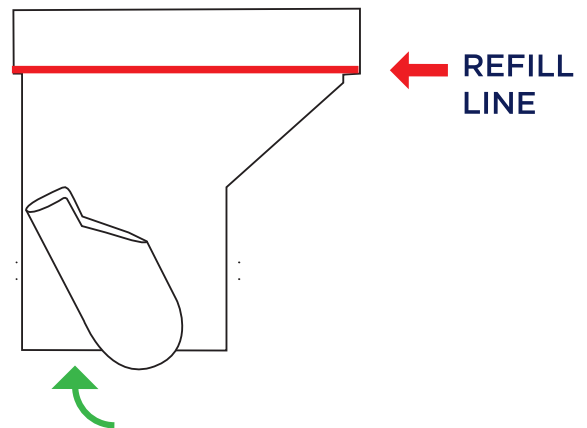
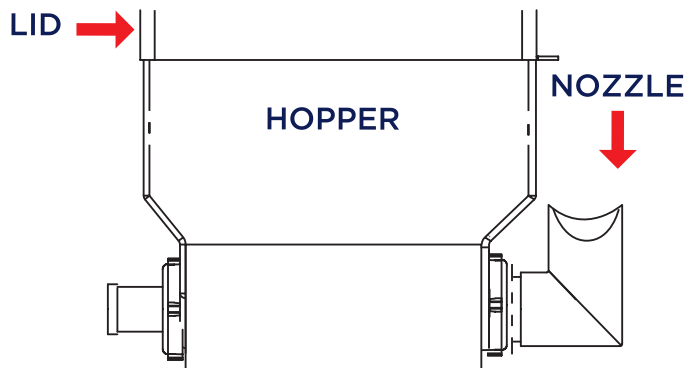
Pull Forward

- 3 Place a cup under the dispenser. Push and hold **RINSE** button.

Empty cup and repeat process until water runs clear.



REFILLING HOPPERS



- 1 TURN **NOZZLE UP**
- 2 REMOVE HOPPER- *Lift and pull forward*
- 3 REMOVE LID
- 4 REFILL HOPPER
- 5 REPLACE LID
- 6 REPLACE HOPPER
- 7 TURN NOZZLE DOWN INTO BOWL